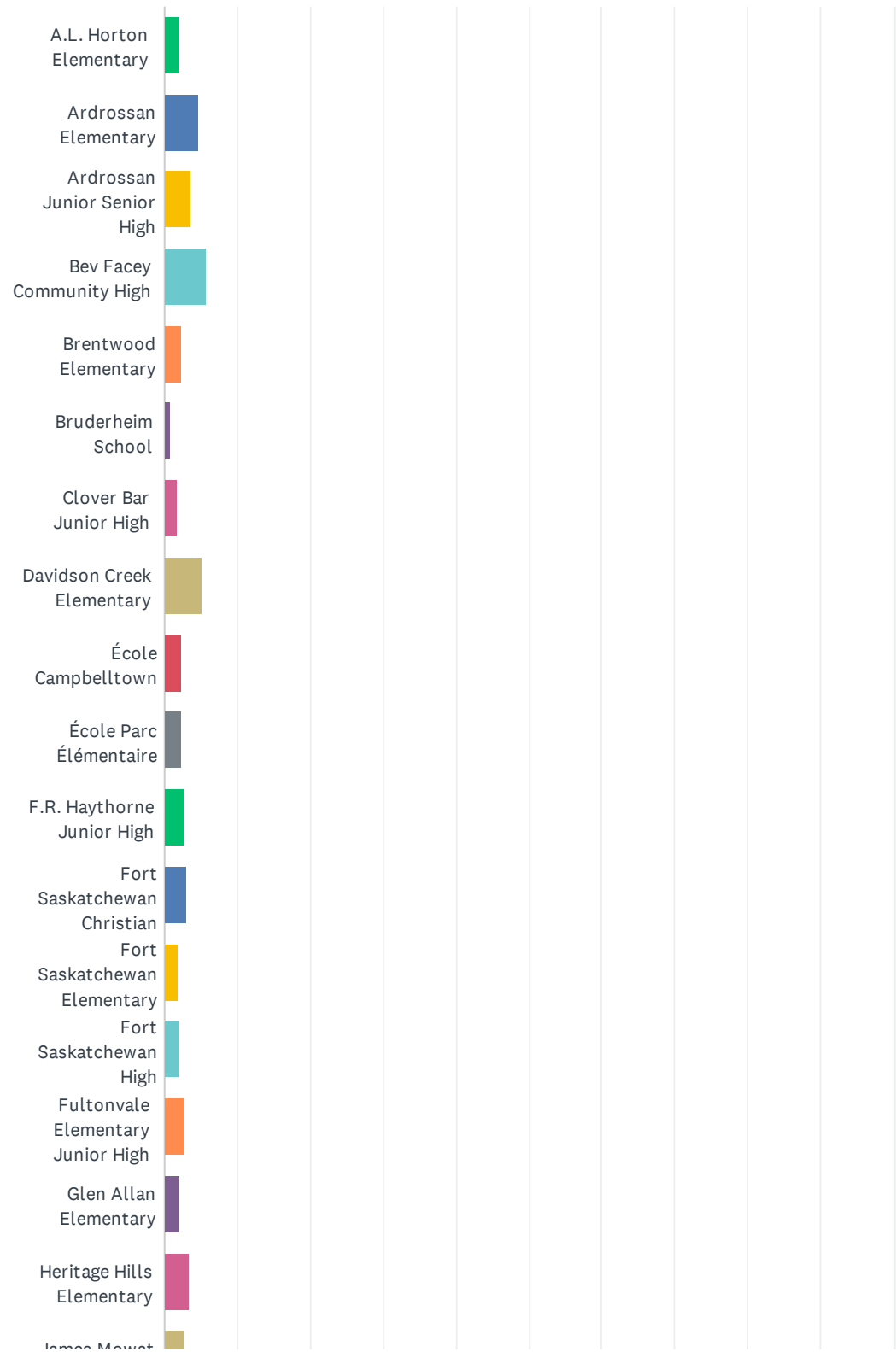
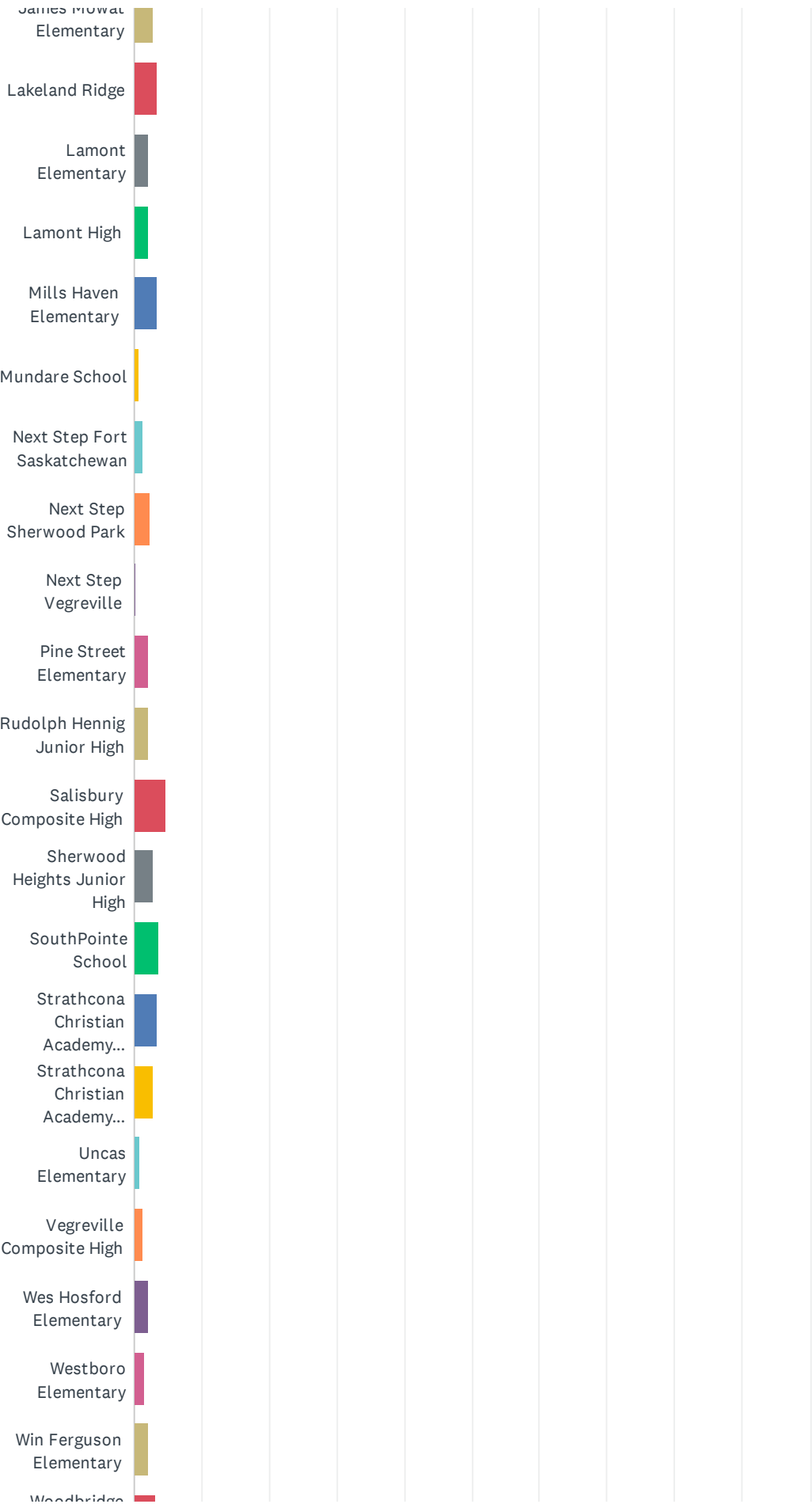


Q1 What school does your child currently attend?If you have more than one child attending an EIPS school or a child who attends classes at more than one EIPS school, complete this survey for each one.

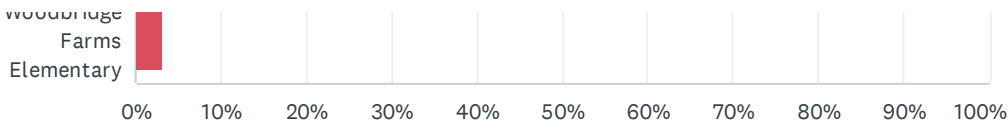
Answered: 2,652 Skipped: 0



2024-25 EIPS Annual Feedback Survey: For Parents and Caregivers



2024-25 EIPS Annual Feedback Survey: For Parents and Caregivers



2024-25 EIPS Annual Feedback Survey: For Parents and Caregivers

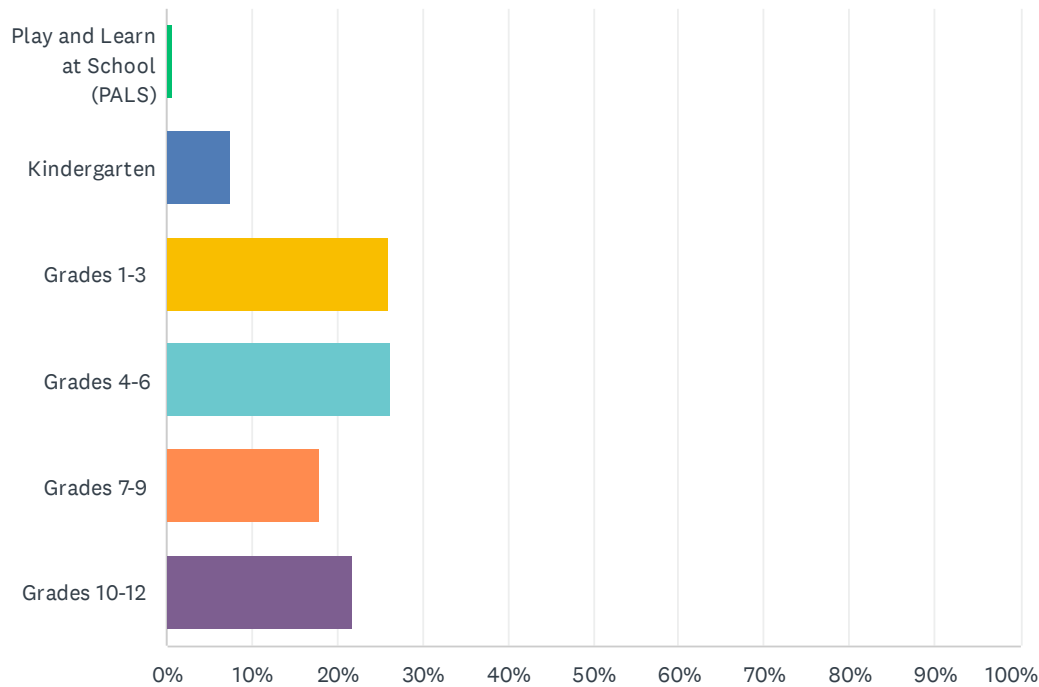
ANSWER CHOICES	RESPONSES	
A.L. Horton Elementary	2.07%	55
Ardrossan Elementary	4.71%	125
Ardrossan Junior Senior High	3.70%	98
Bev Facey Community High	5.81%	154
Brentwood Elementary	2.38%	63
Bruderheim School	0.83%	22
Clover Bar Junior High	1.70%	45
Davidson Creek Elementary	5.17%	137
École Campbelltown	2.34%	62
École Parc Élémentaire	2.34%	62
F.R. Haythorne Junior High	2.71%	72
Fort Saskatchewan Christian	2.98%	79
Fort Saskatchewan Elementary	1.96%	52
Fort Saskatchewan High	2.22%	59
Fultonvale Elementary Junior High	2.83%	75
Glen Allan Elementary	2.04%	54
Heritage Hills Elementary	3.36%	89
James Mowat Elementary	2.68%	71
Lakeland Ridge	3.39%	90
Lamont Elementary	2.07%	55
Lamont High	2.15%	57
Mills Haven Elementary	3.43%	91
Mundare School	0.64%	17
Next Step Fort Saskatchewan	1.28%	34
Next Step Sherwood Park	2.38%	63
Next Step Vegreville	0.15%	4
Pine Street Elementary	2.15%	57
Rudolph Hennig Junior High	2.15%	57
Salisbury Composite High	4.64%	123
Sherwood Heights Junior High	2.83%	75
SouthPointe School	3.66%	97
Strathcona Christian Academy Elementary	3.51%	93

2024-25 EIPS Annual Feedback Survey: For Parents and Caregivers

Strathcona Christian Academy Secondary	2.75%	73
Uncas Elementary	0.83%	22
Vegreville Composite High	1.32%	35
Wes Hosford Elementary	2.15%	57
Westboro Elementary	1.51%	40
Win Ferguson Elementary	2.11%	56
Woodbridge Farms Elementary	3.09%	82
TOTAL		2,652

Q2 What grade is your child currently in?

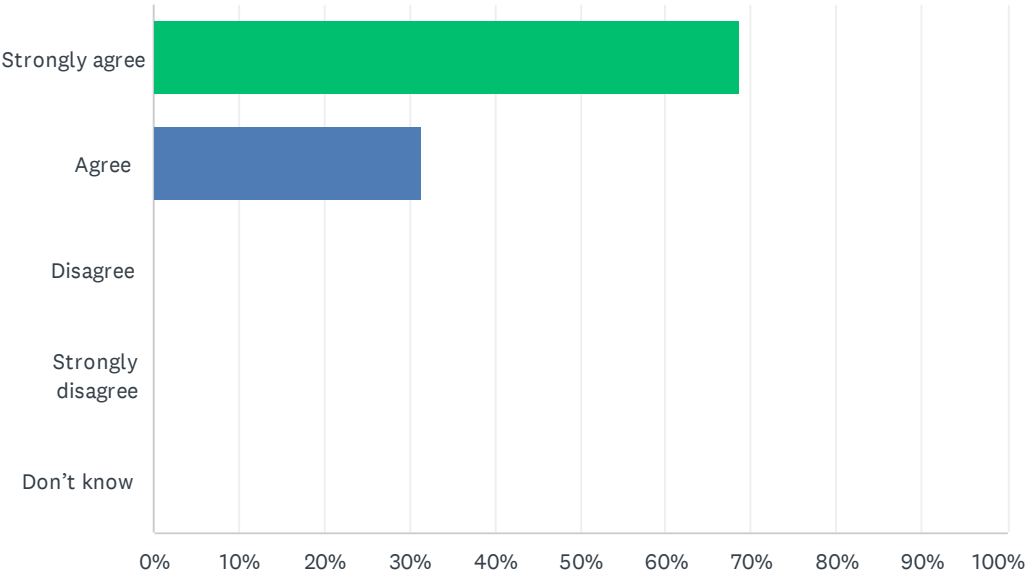
Answered: 2,652 Skipped: 0



ANSWER CHOICES	RESPONSES	
Play and Learn at School (PALS)	0.68%	18
Kindergarten	7.54%	200
Grades 1-3	25.98%	689
Grades 4-6	26.17%	694
Grades 7-9	17.99%	477
Grades 10-12	21.64%	574
TOTAL		2,652

Q3 As a result of being in the Play and Learn at School (PALS) program, my child’s demonstrating growth in their development.

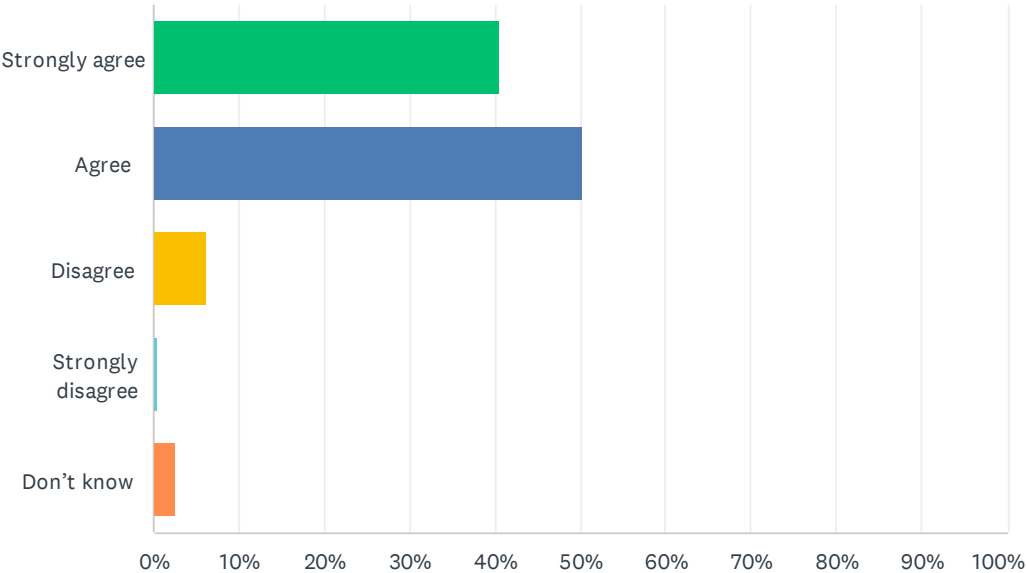
Answered: 16 Skipped: 2,636



ANSWER CHOICES	RESPONSES	
Strongly agree	68.75%	11
Agree	31.25%	5
Disagree	0.00%	0
Strongly disagree	0.00%	0
Don't know	0.00%	0
TOTAL		16

Q4 As a result of being in the kindergarten program, my child’s becoming ready to enter Grade 1.

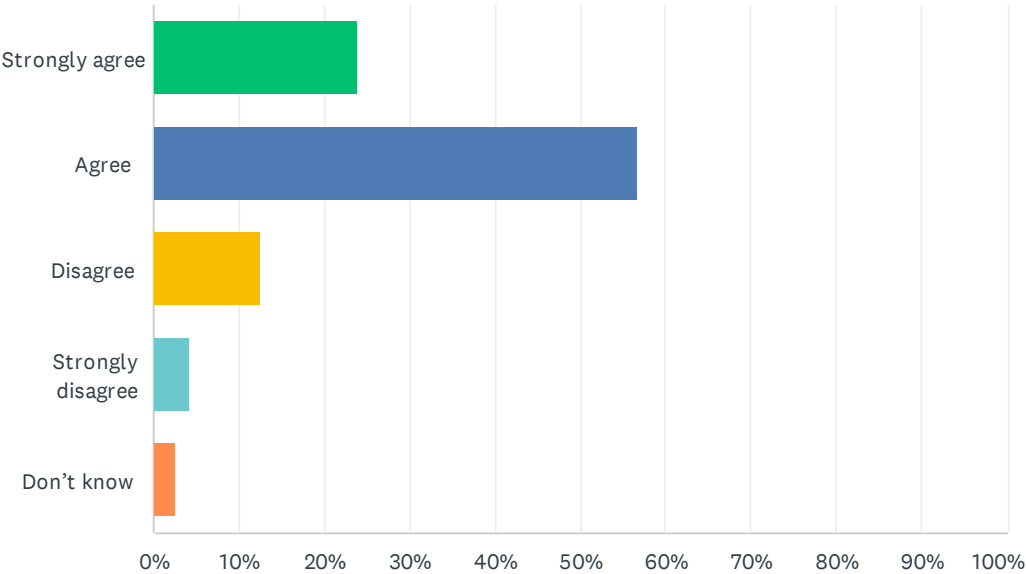
Answered: 193 Skipped: 2,459



ANSWER CHOICES	RESPONSES	
Strongly agree	40.41%	78
Agree	50.26%	97
Disagree	6.22%	12
Strongly disagree	0.52%	1
Don't know	2.59%	5
TOTAL		193

Q5 My child's individual needs are met.

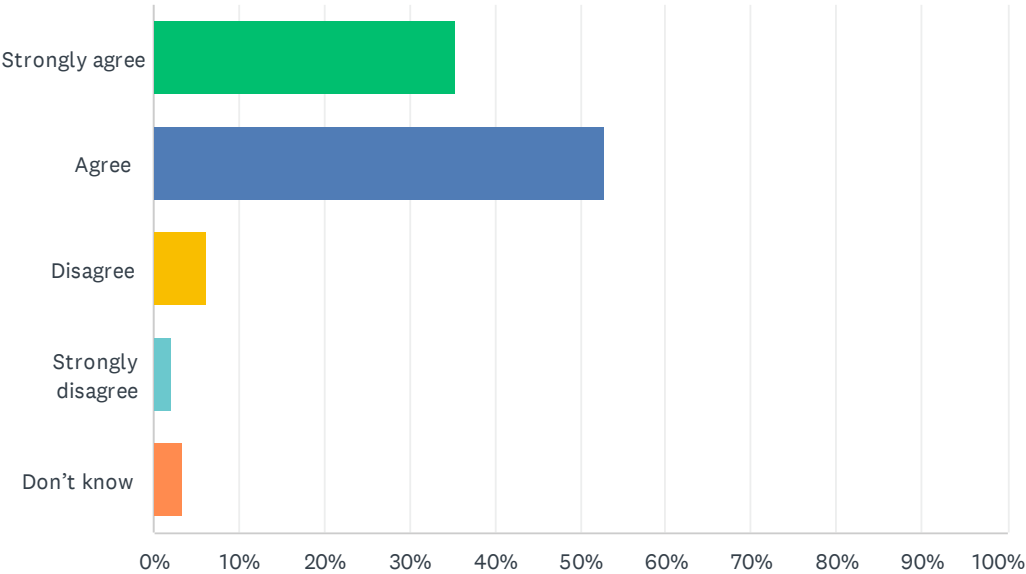
Answered: 2,390 Skipped: 262



ANSWER CHOICES	RESPONSES	
Strongly agree	23.81%	569
Agree	56.78%	1,357
Disagree	12.64%	302
Strongly disagree	4.23%	101
Don't know	2.55%	61
TOTAL		2,390

Q6 My child's encouraged to do their best.

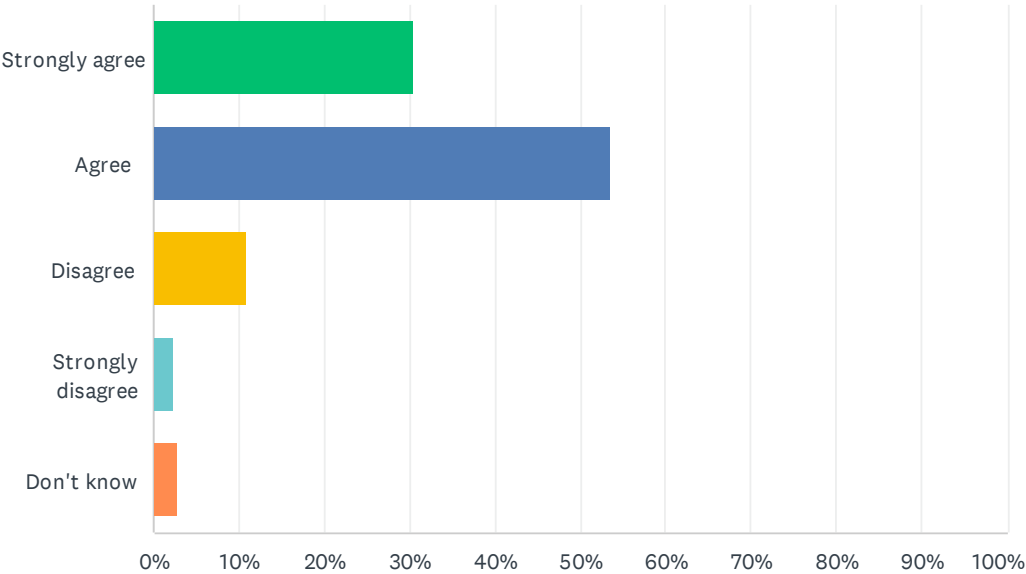
Answered: 2,394 Skipped: 258



ANSWER CHOICES	RESPONSES	
Strongly agree	35.42%	848
Agree	52.88%	1,266
Disagree	6.27%	150
Strongly disagree	2.05%	49
Don't know	3.38%	81
TOTAL		2,394

Q7 My child's demonstrating growth in literacy.

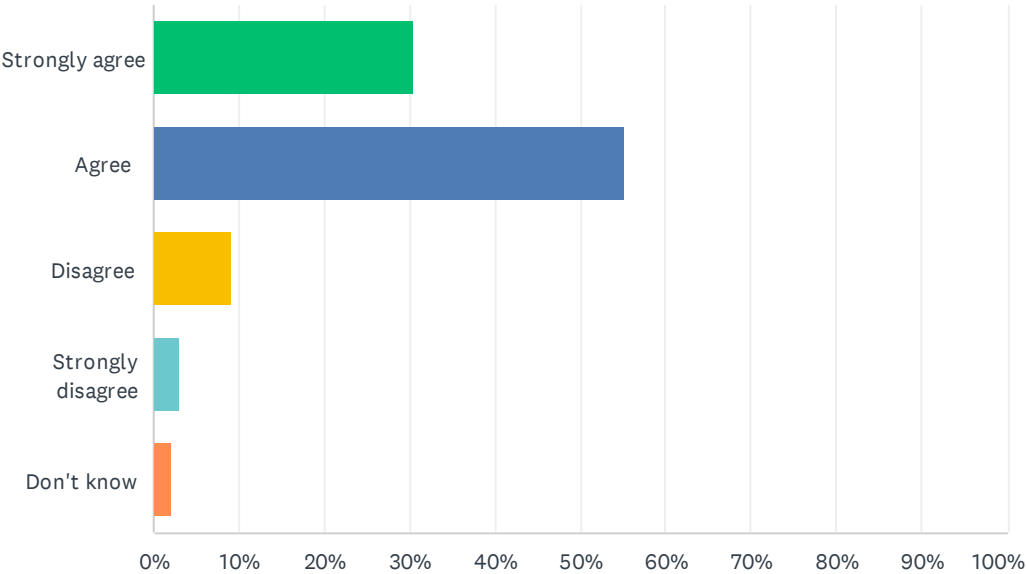
Answered: 2,392 Skipped: 260



ANSWER CHOICES	RESPONSES	
Strongly agree	30.43%	728
Agree	53.47%	1,279
Disagree	10.91%	261
Strongly disagree	2.42%	58
Don't know	2.76%	66
TOTAL		2,392

Q8 My child's demonstrating growth in numeracy.

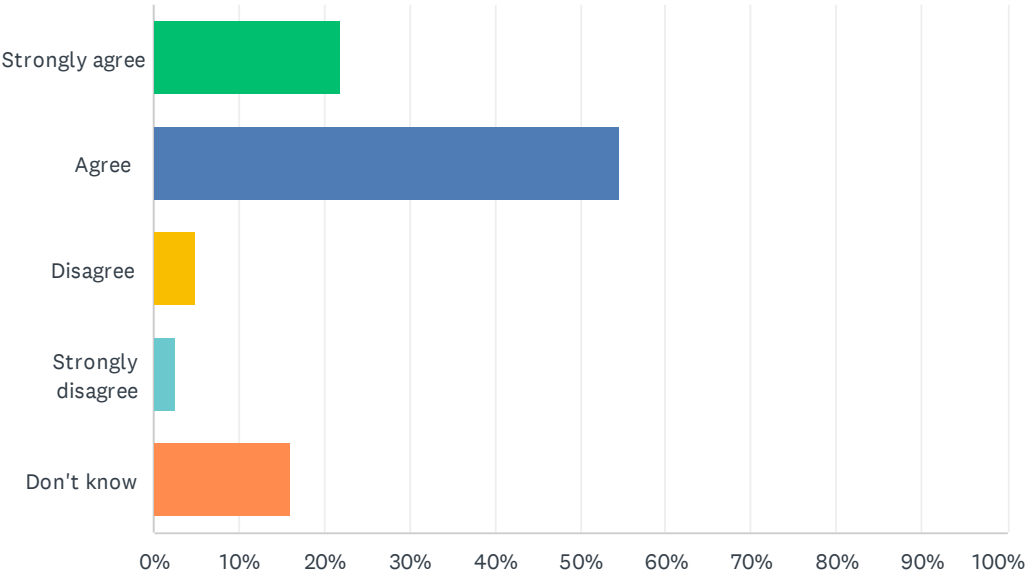
Answered: 2,391 Skipped: 261



ANSWER CHOICES	RESPONSES	
Strongly agree	30.45%	728
Agree	55.29%	1,322
Disagree	9.24%	221
Strongly disagree	2.97%	71
Don't know	2.05%	49
TOTAL		2,391

Q9 My child has an understanding of First Nations, Métis and Inuit culture and history.

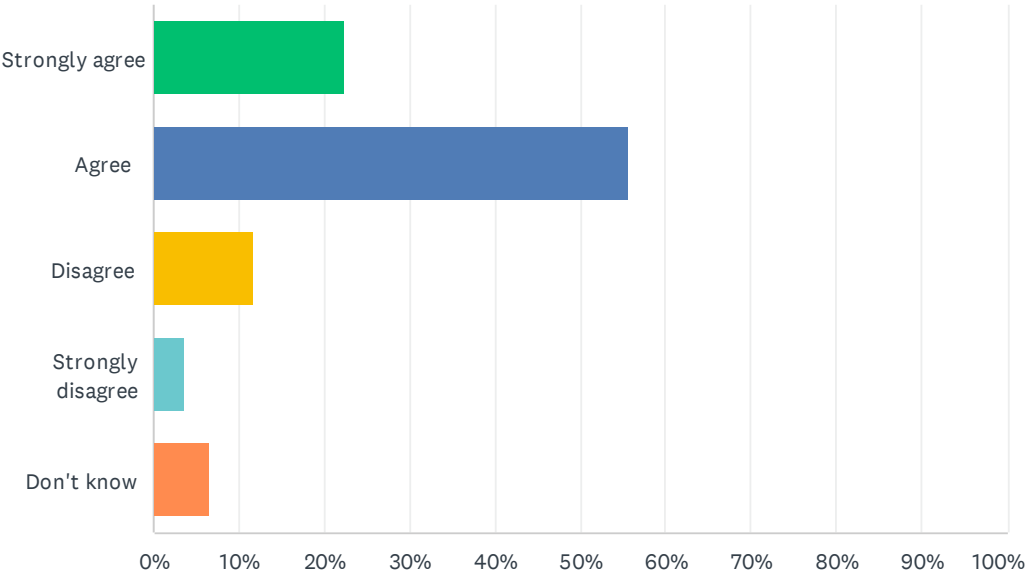
Answered: 2,387 Skipped: 265



ANSWER CHOICES	RESPONSES	
Strongly agree	21.87%	522
Agree	54.63%	1,304
Disagree	4.99%	119
Strongly disagree	2.60%	62
Don't know	15.92%	380
TOTAL		2,387

Q10 My child's learning the knowledge, skills and attitudes necessary to be successful in life.

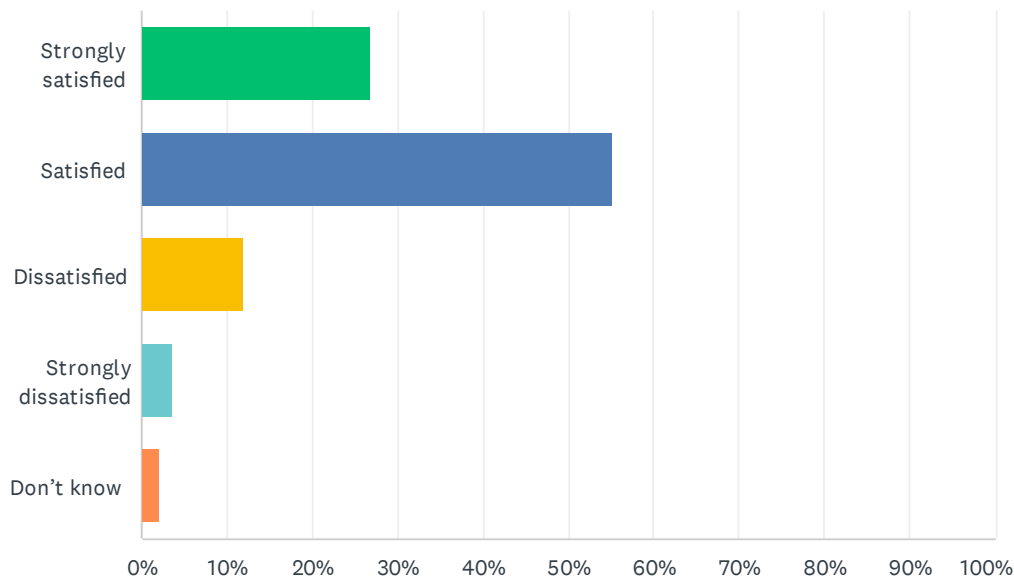
Answered: 2,385 Skipped: 267



ANSWER CHOICES	RESPONSES	
Strongly agree	22.31%	532
Agree	55.72%	1,329
Disagree	11.82%	282
Strongly disagree	3.56%	85
Don't know	6.58%	157
TOTAL		2,385

Q11 How satisfied are you with the quality of education your child's receiving at school?

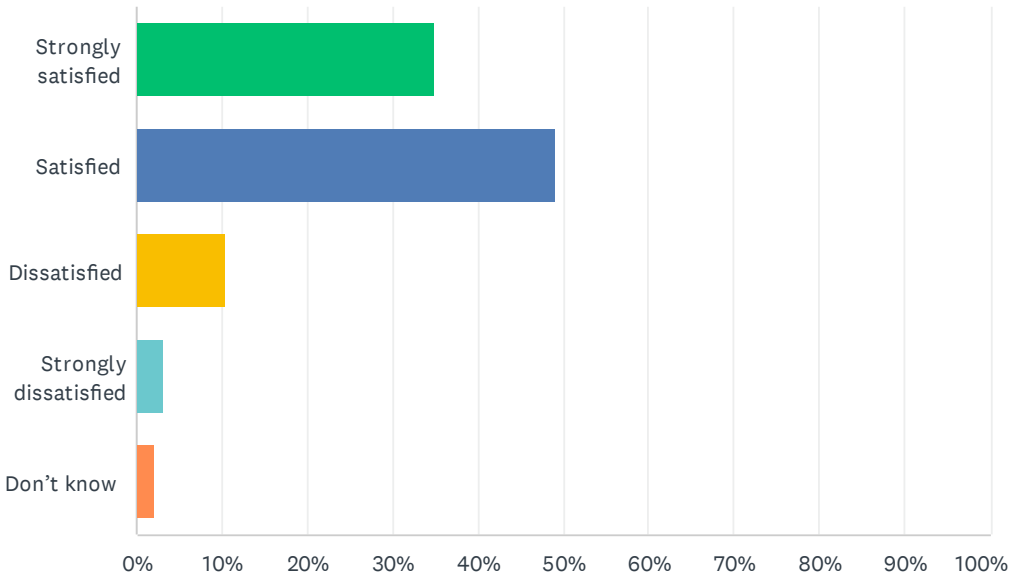
Answered: 2,311 Skipped: 341



ANSWER CHOICES	RESPONSES	
Strongly satisfied	26.96%	623
Satisfied	55.17%	1,275
Dissatisfied	11.99%	277
Strongly dissatisfied	3.68%	85
Don't know	2.21%	51
TOTAL		2,311

Q12 How satisfied are you with the quality of teaching at your child’s school?

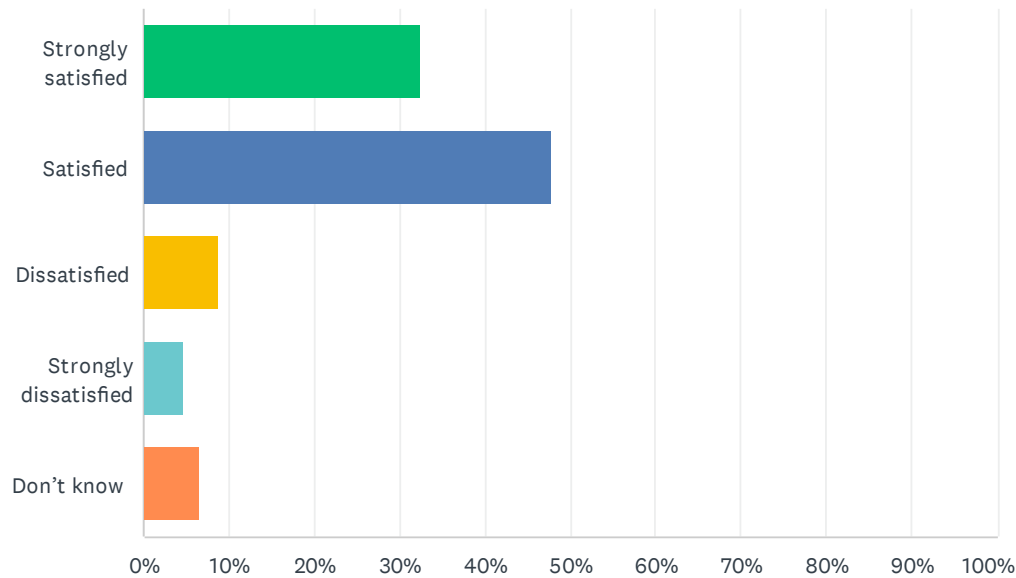
Answered: 2,310 Skipped: 342



ANSWER CHOICES	RESPONSES	
Strongly satisfied	35.02%	809
Satisfied	49.09%	1,134
Dissatisfied	10.43%	241
Strongly dissatisfied	3.25%	75
Don't know	2.21%	51
TOTAL		2,310

Q13 How satisfied are you with the leadership at your child's school?

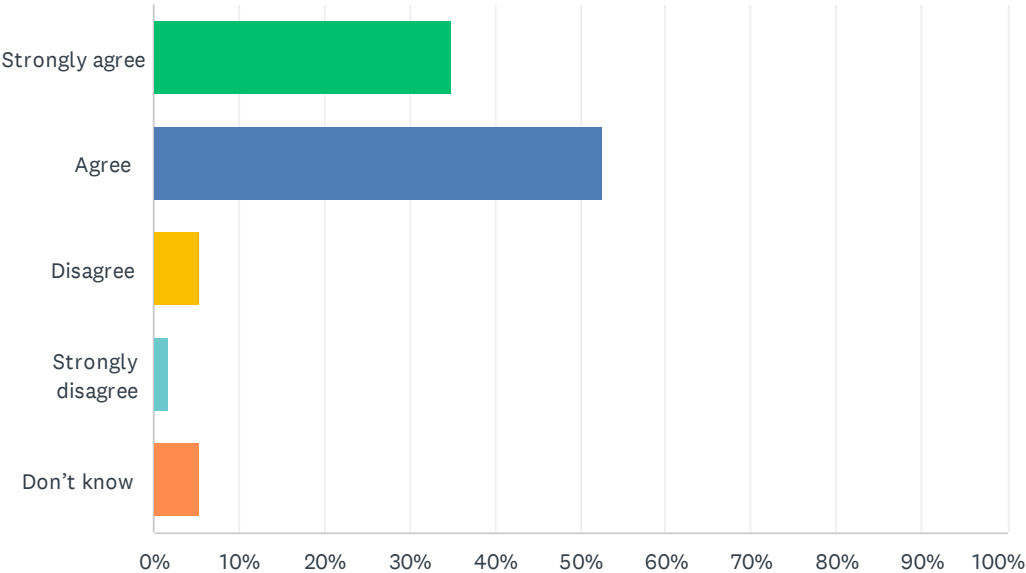
Answered: 2,309 Skipped: 343



ANSWER CHOICES	RESPONSES	
Strongly satisfied	32.39%	748
Satisfied	47.73%	1,102
Dissatisfied	8.71%	201
Strongly dissatisfied	4.59%	106
Don't know	6.58%	152
TOTAL		2,309

Q14 My child’s school encourages my child to be a responsible, respectful and engaged citizen.

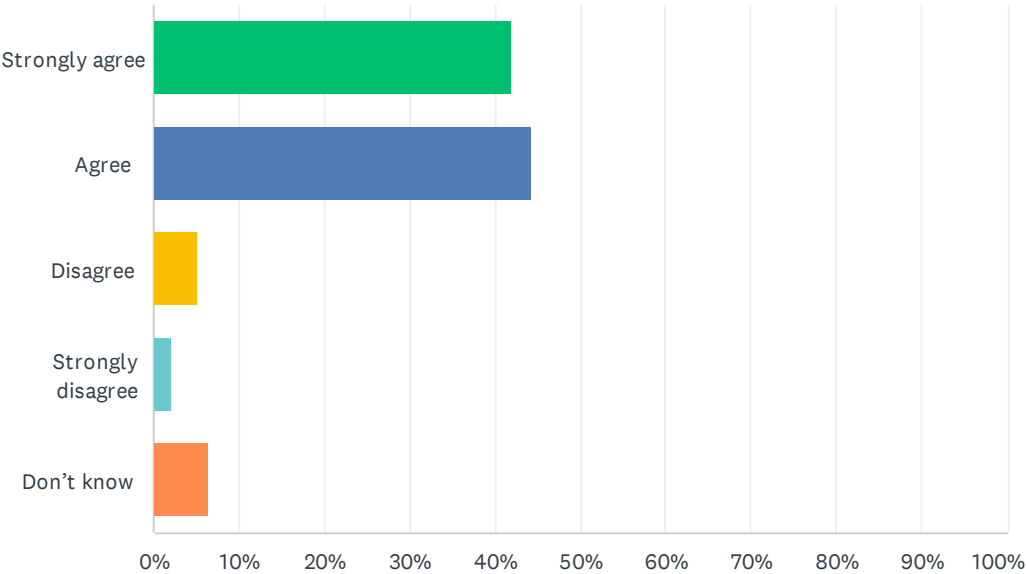
Answered: 2,308 Skipped: 344



ANSWER CHOICES	RESPONSES	
Strongly agree	34.92%	806
Agree	52.69%	1,216
Disagree	5.29%	122
Strongly disagree	1.78%	41
Don't know	5.33%	123
TOTAL		2,308

Q15 School staff care about my child.

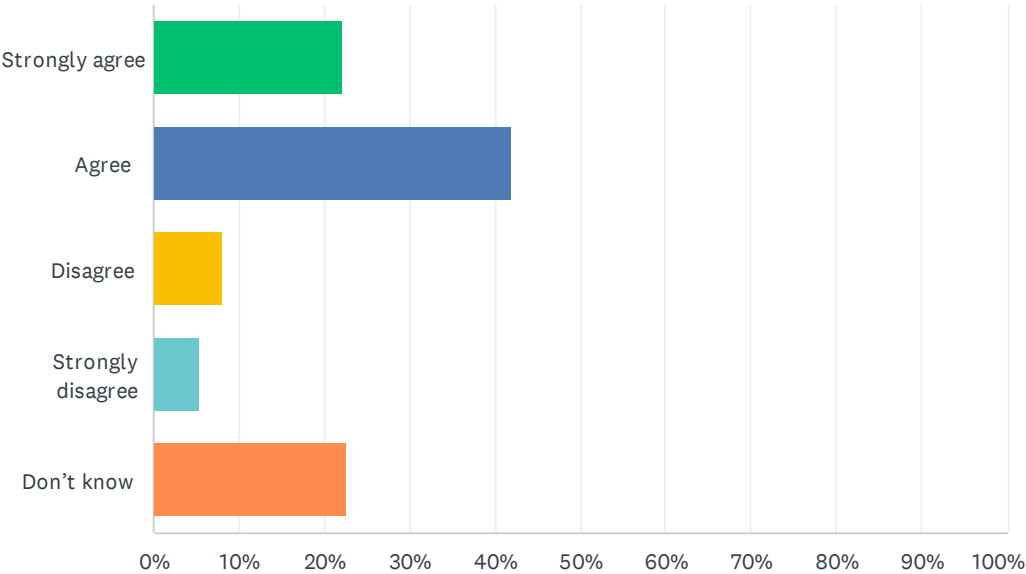
Answered: 2,307 Skipped: 345



ANSWER CHOICES	RESPONSES	
Strongly agree	42.05%	970
Agree	44.39%	1,024
Disagree	5.07%	117
Strongly disagree	2.04%	47
Don't know	6.46%	149
TOTAL		2,307

Q16 My child’s school handles discipline fairly and reasonably.

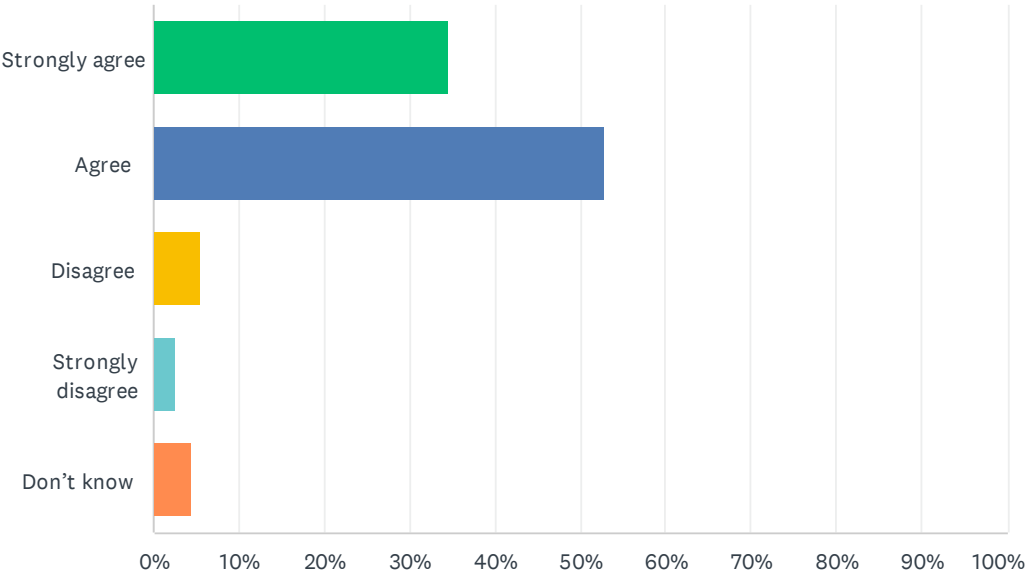
Answered: 2,307 Skipped: 345



ANSWER CHOICES	RESPONSES	
Strongly agree	22.15%	511
Agree	41.96%	968
Disagree	8.02%	185
Strongly disagree	5.37%	124
Don't know	22.50%	519
TOTAL		2,307

Q17 My child's school is safe.

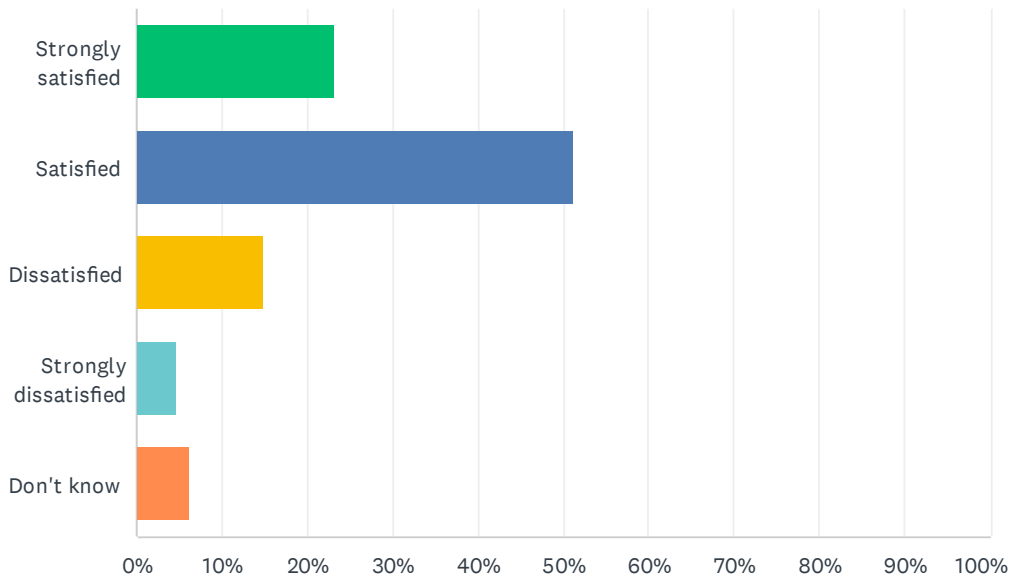
Answered: 2,305 Skipped: 347



ANSWER CHOICES	RESPONSES	
Strongly agree	34.53%	796
Agree	52.89%	1,219
Disagree	5.51%	127
Strongly disagree	2.65%	61
Don't know	4.43%	102
TOTAL		2,305

Q18 How satisfied are you with the resources available to support your child's learning?

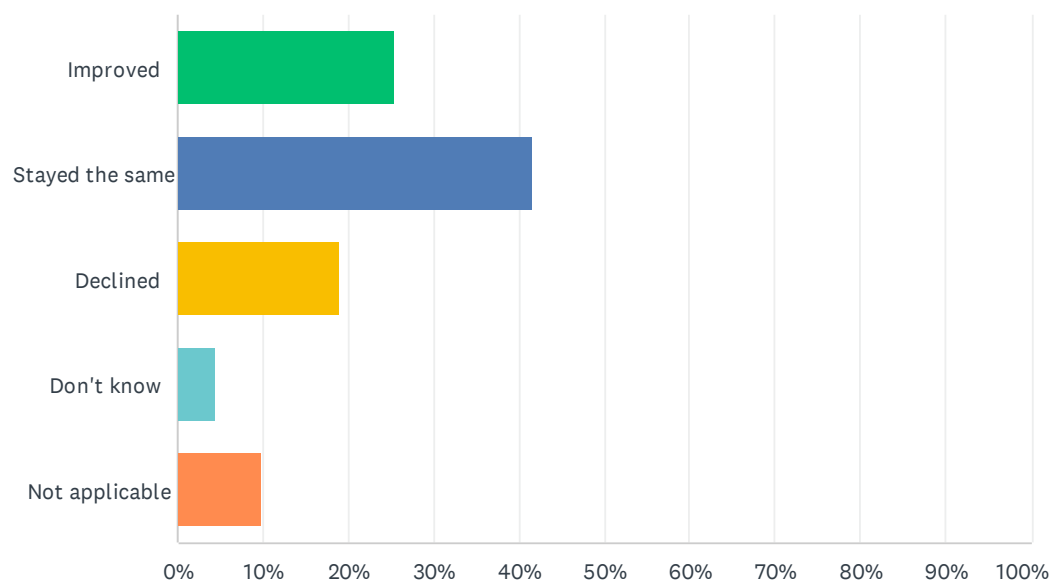
Answered: 2,302 Skipped: 350



ANSWER CHOICES	RESPONSES	
Strongly satisfied	23.20%	534
Satisfied	51.09%	1,176
Dissatisfied	14.86%	342
Strongly dissatisfied	4.78%	110
Don't know	6.08%	140
TOTAL		2,302

Q19 In your opinion, has the quality of education your child's experienced improved, stayed the same or declined in the past three years?

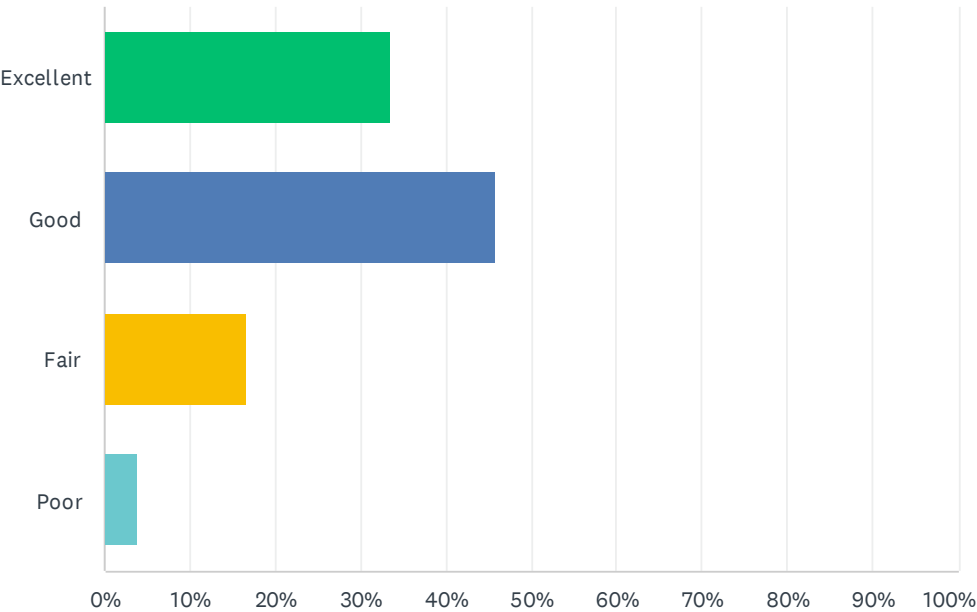
Answered: 2,305 Skipped: 347



ANSWER CHOICES	RESPONSES	
Improved	25.34%	584
Stayed the same	41.56%	958
Declined	18.96%	437
Don't know	4.43%	102
Not applicable	9.72%	224
TOTAL		2,305

Q20 How do you rate the physical condition of your child's school?

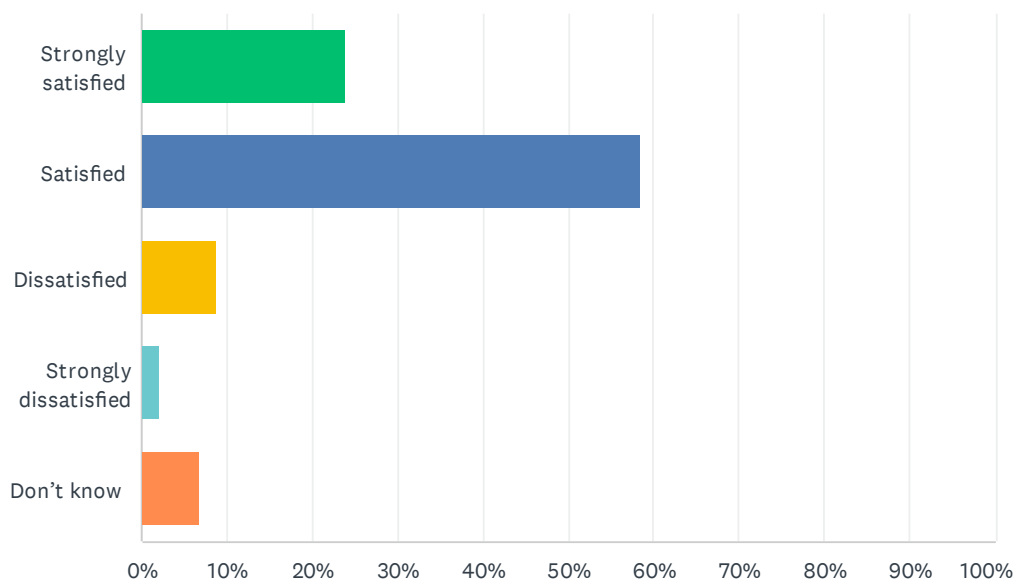
Answered: 2,307 Skipped: 345



ANSWER CHOICES	RESPONSES	
Excellent	33.55%	774
Good	45.95%	1,060
Fair	16.60%	383
Poor	3.90%	90
TOTAL		2,307

Q21 How satisfied are you with the opportunities provided to be involved in your child's education?Refer to the EIPS Parent Engagement overview for examples of involvement and engagement opportunities that help support student success.

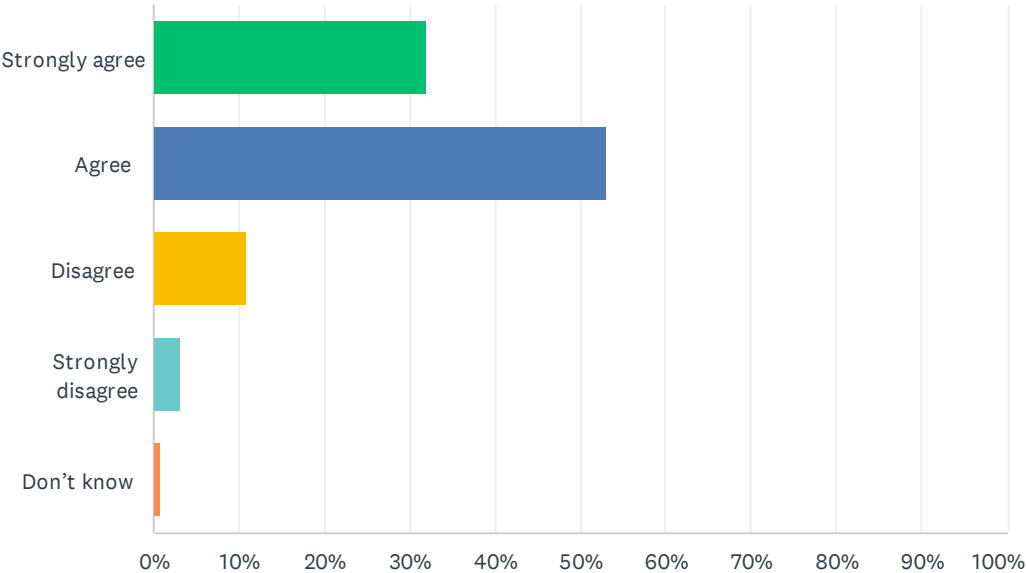
Answered: 2,219 Skipped: 433



ANSWER CHOICES	RESPONSES	
Strongly satisfied	23.97%	532
Satisfied	58.36%	1,295
Dissatisfied	8.65%	192
Strongly dissatisfied	2.16%	48
Don't know	6.85%	152
TOTAL		2,219

Q22 The school keeps me informed about my child's progress and achievement.

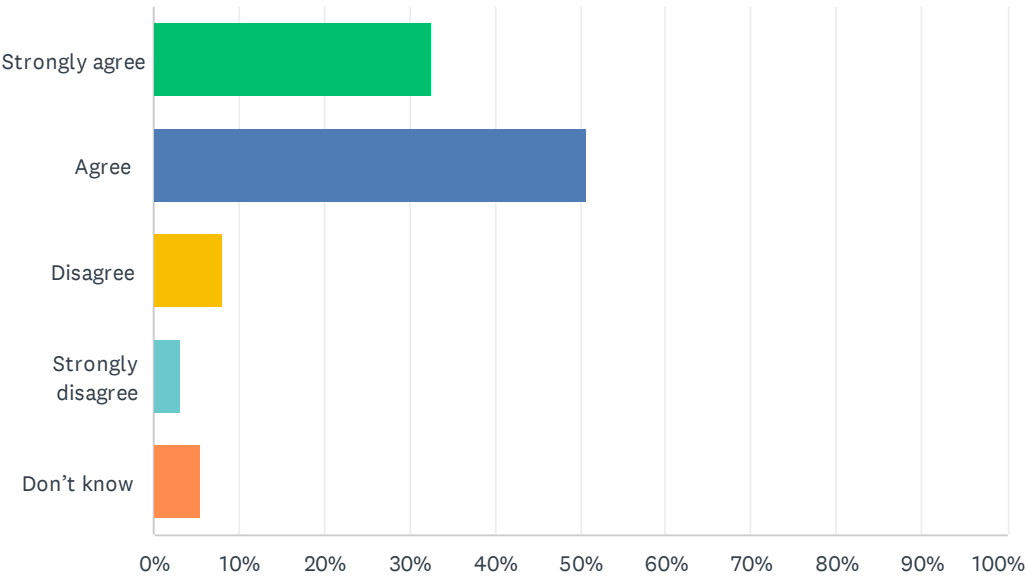
Answered: 2,223 Skipped: 429



ANSWER CHOICES	RESPONSES	
Strongly agree	31.89%	709
Agree	53.13%	1,181
Disagree	10.84%	241
Strongly disagree	3.19%	71
Don't know	0.94%	21
TOTAL		2,223

Q23 There is open and honest communication within my child's school.

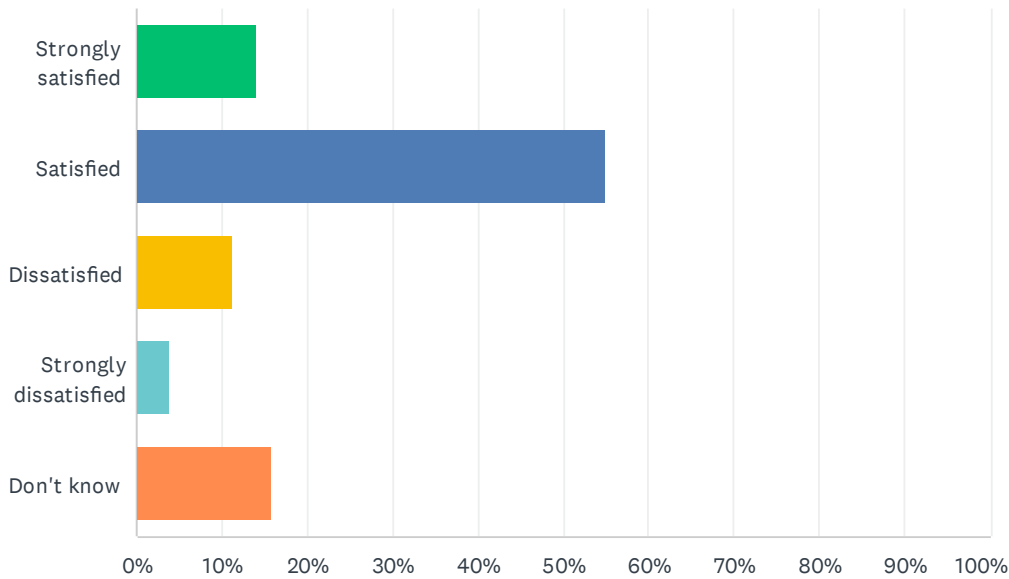
Answered: 2,219 Skipped: 433



ANSWER CHOICES	RESPONSES	
Strongly agree	32.54%	722
Agree	50.70%	1,125
Disagree	8.02%	178
Strongly disagree	3.29%	73
Don't know	5.45%	121
TOTAL		2,219

Q24 How satisfied are you with the Division’s commitment to engaging stakeholders—including parents and caregivers—about matters that affect decision-making and public education?Refer to the list of recent public engagement efforts throughout EIPS for examples of involvement and engagement opportunities.

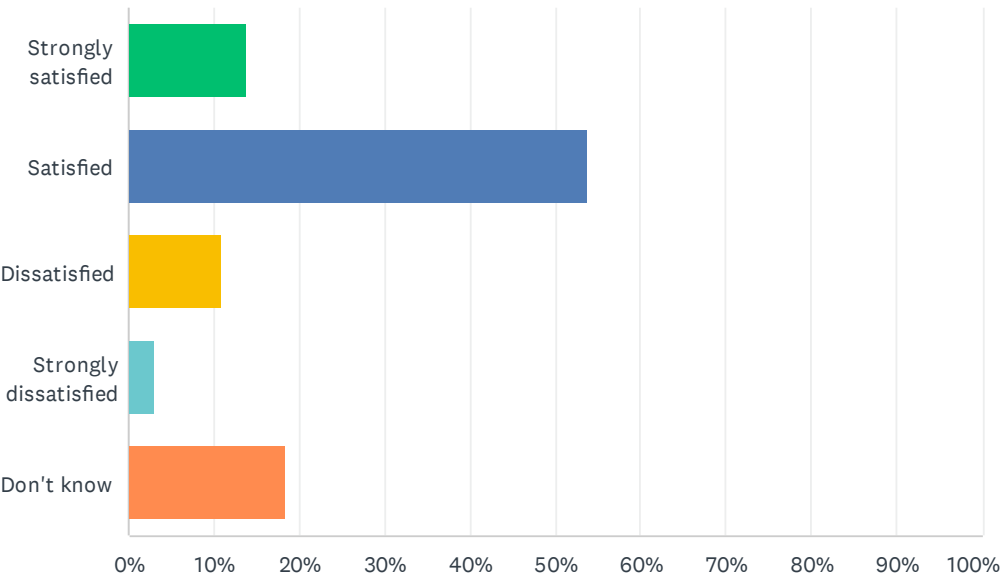
Answered: 2,224 Skipped: 428



ANSWER CHOICES	RESPONSES	
Strongly satisfied	14.03%	312
Satisfied	55.08%	1,225
Dissatisfied	11.24%	250
Strongly dissatisfied	3.87%	86
Don't know	15.78%	351
TOTAL		2,224

Q25 How satisfied are you with the Division’s commitment to advocating for public education?Refer to the Board Advocacy page for examples of ongoing advocacy work of the Board of Trustees.

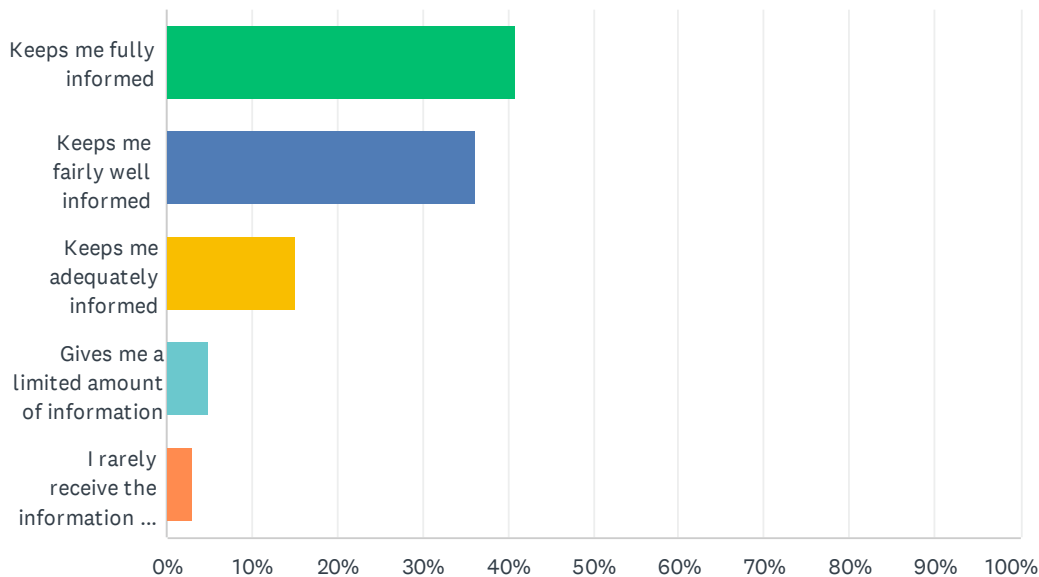
Answered: 2,218 Skipped: 434



ANSWER CHOICES	RESPONSES	
Strongly satisfied	13.80%	306
Satisfied	53.83%	1,194
Dissatisfied	10.91%	242
Strongly dissatisfied	3.02%	67
Don't know	18.44%	409
TOTAL		2,218

Q26 Elk Island Public Schools appreciates the opportunity to stay connected with parents and caregivers about news, activities, programs and other matters of importance. What is your impression of the communication you receive from your child's school?

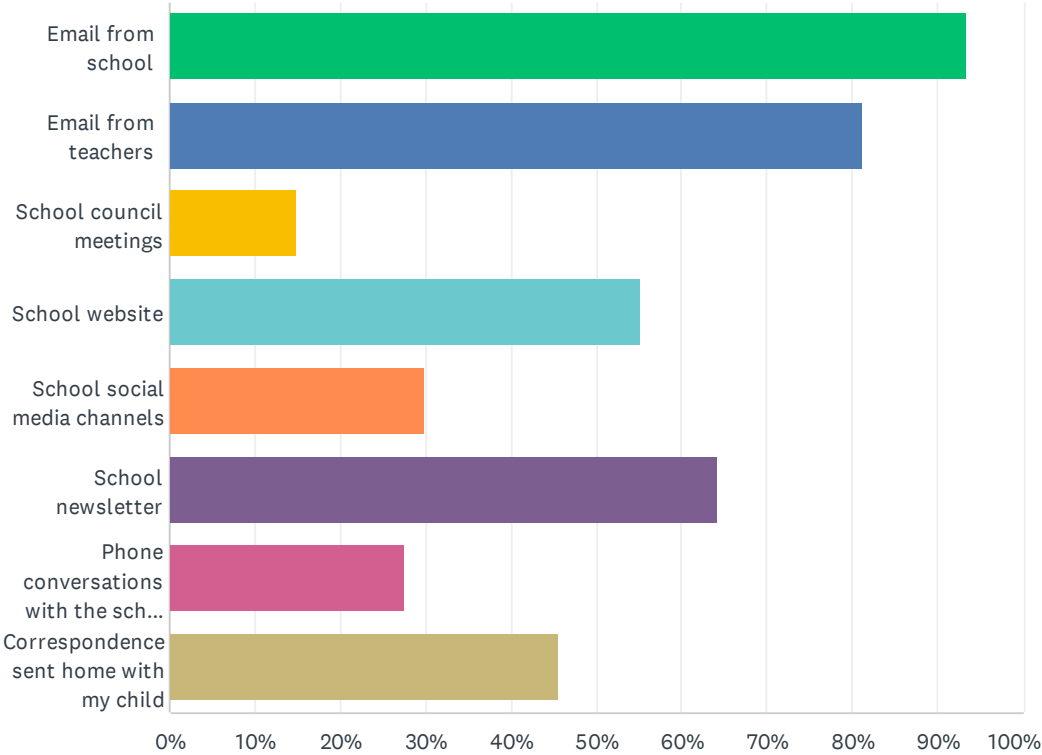
Answered: 2,181 Skipped: 471



ANSWER CHOICES	RESPONSES	
Keeps me fully informed	40.85%	891
Keeps me fairly well informed	36.22%	790
Keeps me adequately informed	15.04%	328
Gives me a limited amount of information	4.95%	108
I rarely receive the information I need	2.93%	64
TOTAL		2,181

Q27 Do you regularly make use of the following to keep up to date on school activities, programs, etc.? Check all that apply.

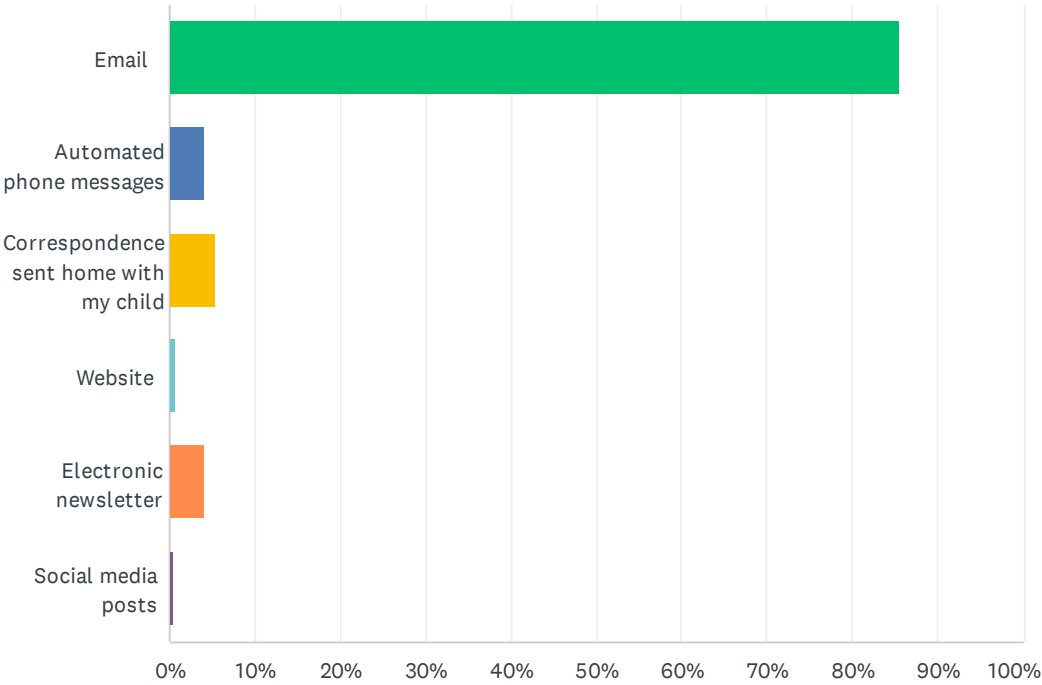
Answered: 2,174 Skipped: 478



ANSWER CHOICES	RESPONSES	
Email from school	93.28%	2,028
Email from teachers	81.14%	1,764
School council meetings	14.90%	324
School website	55.20%	1,200
School social media channels	29.85%	649
School newsletter	64.21%	1,396
Phone conversations with the school or teachers	27.60%	600
Correspondence sent home with my child	45.54%	990
Total Respondents: 2,174		

Q28 What is your most preferred method of communication from the school and Division?

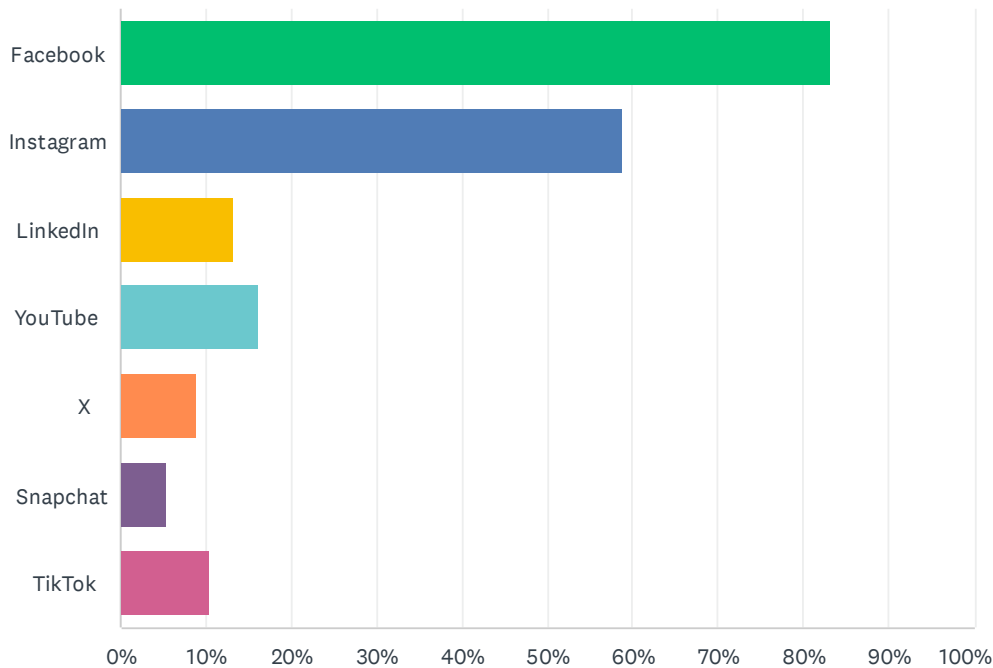
Answered: 2,179 Skipped: 473



ANSWER CHOICES	RESPONSES	
Email	85.59%	1,865
Automated phone messages	3.95%	86
Correspondence sent home with my child	5.28%	115
Website	0.60%	13
Electronic newsletter	4.13%	90
Social media posts	0.46%	10
TOTAL		2,179

Q29 The Division and schools often share news and information on social media. Which of the following platforms do you use? Check all that apply.

Answered: 1,756 Skipped: 896



ANSWER CHOICES	RESPONSES	
Facebook	83.09%	1,459
Instagram	58.83%	1,033
LinkedIn	13.27%	233
YouTube	16.23%	285
X	9.00%	158
Snapchat	5.41%	95
TikTok	10.36%	182
Total Respondents: 1,756		